

Signify Classified - Internal
Cooper Lighting Solutions Photometric Lab
1121 Highway 74 South
Peachtree City, GA 30269



Scaled data based on original data using
LM-79-08 Approved Method: Electrical and Photometric Measurements of Solid-
State Lighting Products

Test Report Prepared for
Cooper Lighting Solutions
(formerly Eaton)

Brand: STREETWORKS

Report Number: P870018

Luminaire Tested: **MEM2-HTN-SA-130-830-U-T3-HSS**

Issue Date: 08/21/2024



Test Information

Test Method: LM-79-08
Report Number: P870018
Test Lab: INNOVATION CENTER(G3)
Issue Date: 08/21/2024
Manufacturer: COOPER LIGHTING SOLUTIONS (FORMERLY EATON)
Product Line: STREETWORKS
Catalog Number: MEM2-HTN-SA-130-830-U-T3-HSS
Description: EPIC MODERN TALL HOUSING DISCRETE LED ARRAYS 130W 80CRI 3000K
FIXTURE w/ TYPE III DISTRIBUTION OPTIC AND HOUSE SIDE SHIELD
Light Source: (30) 3000K CCT, 80 CRI LEDS
Ballast/Driver: ELECTRONIC DRIVER

Summary

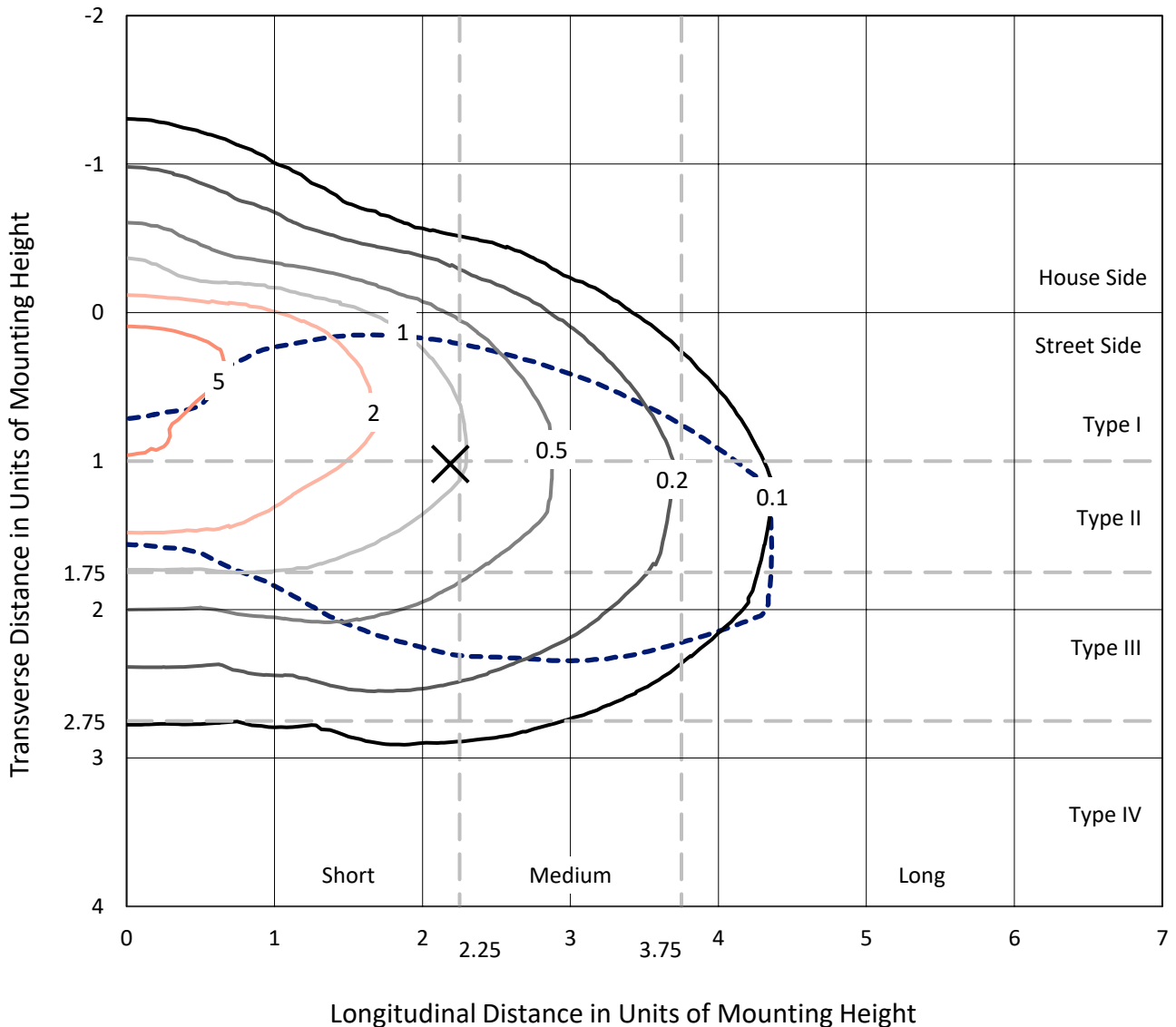
Lumens per Lamp: N/A
Luminaire Lumens: 11638.7 lumens
Efficiency: N/A
Efficacy: 86.9 lumens/watt
Luminous Opening: Rectangular (W 1' x L: 0.33' x H: 0')
IES Classification: Type III - Short
BUG Rating: B1 - U0 - G2

Input Watts (W): 134
Input Voltage (V): 120
Input Current (A_{in}): NR
Voltage Rise (V): NR
Power Factor: 0.99
Total Harmonic Distortion (THDi): 6.70%
Frequency (hertz): 60
Stabilization Time: NR
Operation Time: NR
Ambient Temperature (°C): NR
Test Distance: 24 FT

REPORT NUMBER: P870018
 CATALOG NUMBER: MEM2-HTN-SA-130-830-U-T3-HSS

Iso-Footcandle Lines of Horizontal Illumination

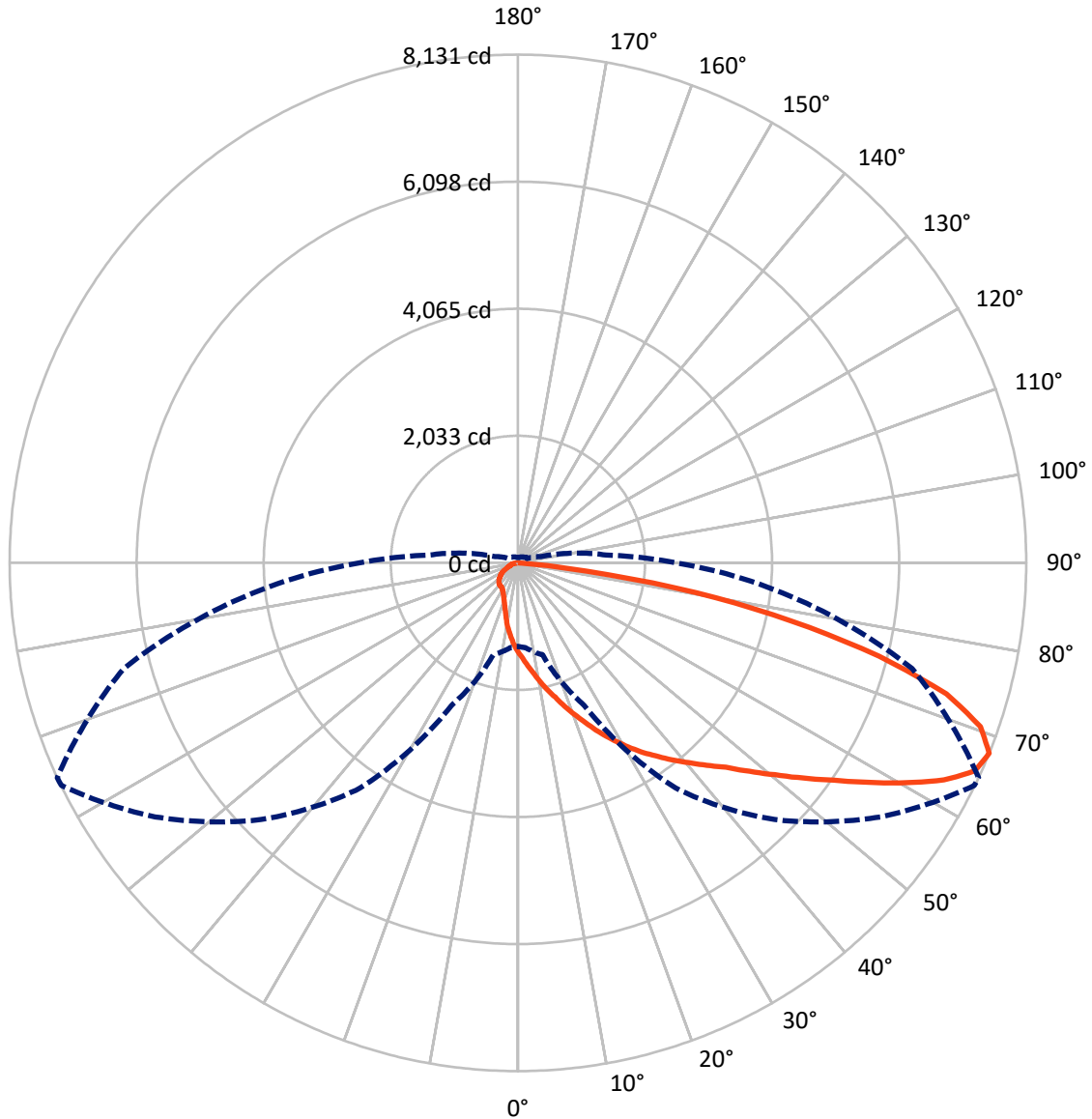
✕ Max cd
 - - - 1/2 Max cd



Based on 20 foot mounting height. Maximum calculated value = 6.7 fc
 Type III - Short - N/A

REPORT NUMBER: P870018
CATALOG NUMBER: MEM2-HTN-SA-130-830-U-T3-HSS

Luminous Intensity Polar Plot



— Vertical Plane Through 65-Deg Lateral - - - Horizontal Cone Through 67.5-Deg Vertical

REPORT NUMBER: P870018

CATALOG NUMBER: MEM2-HTN-SA-130-830-U-T3-HSS

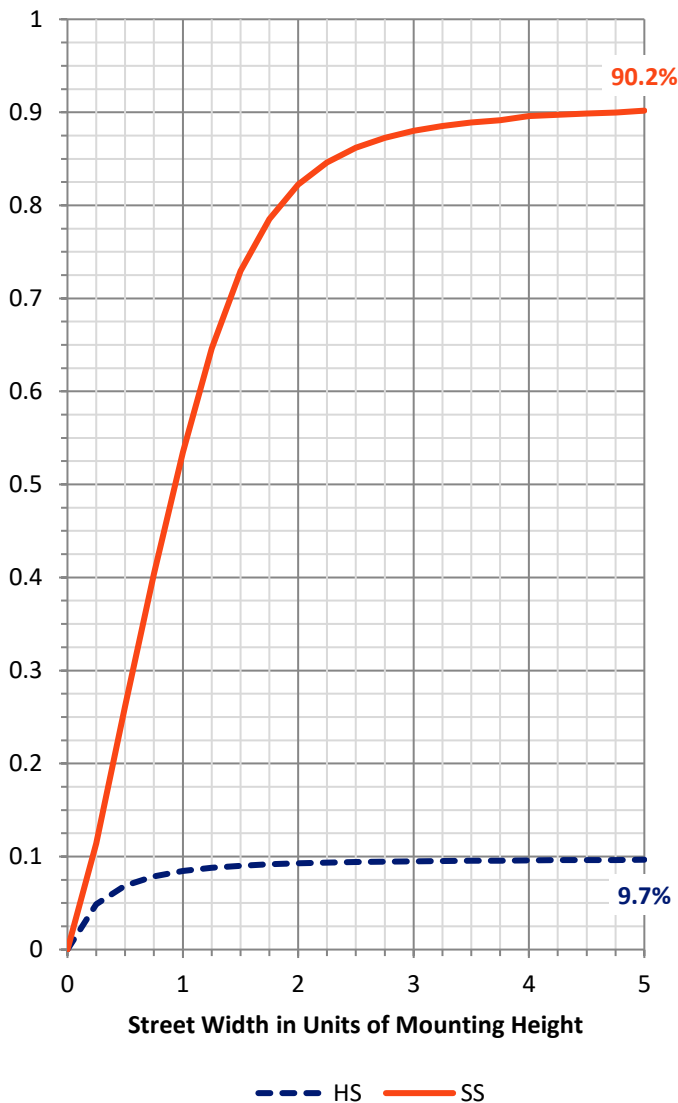
FLUX DISTRIBUTION:

		Downward	Upward	Total
House Side	Lumens	1132.8	0.0	1132.8
	% Fixture	9.7	0.0	9.7
Street Side	Lumens	10505.9	0.0	10505.9
	% Fixture	90.3	0.0	90.3
Total	Lumens	11638.7	0.0	11638.7
	% Fixture	100.0	0.0	100.0

ZONAL LUMENS:

Zone	Lumens	% Fixture
0°-10°	140.7	1.2
10°-20°	467.0	4.0
20°-30°	850.0	7.3
30°-40°	1315.4	11.3
40°-50°	1988.5	17.1
50°-60°	2586.9	22.2
60°-70°	2552.0	21.9
70°-80°	1553.4	13.3
80°-90°	184.6	1.6
90°-100°	0.0	0.0
100°-110°	0.0	0.0
110°-120°	0.0	0.0
120°-130°	0.0	0.0
130°-140°	0.0	0.0
140°-150°	0.0	0.0
150°-160°	0.0	0.0
160°-170°	0.0	0.0
170°-180°	0.0	0.0
0°-90°	11638.7	100.0
0°-180°	11638.7	100.0

Coefficient of Utilization



REPORT NUMBER: P870018

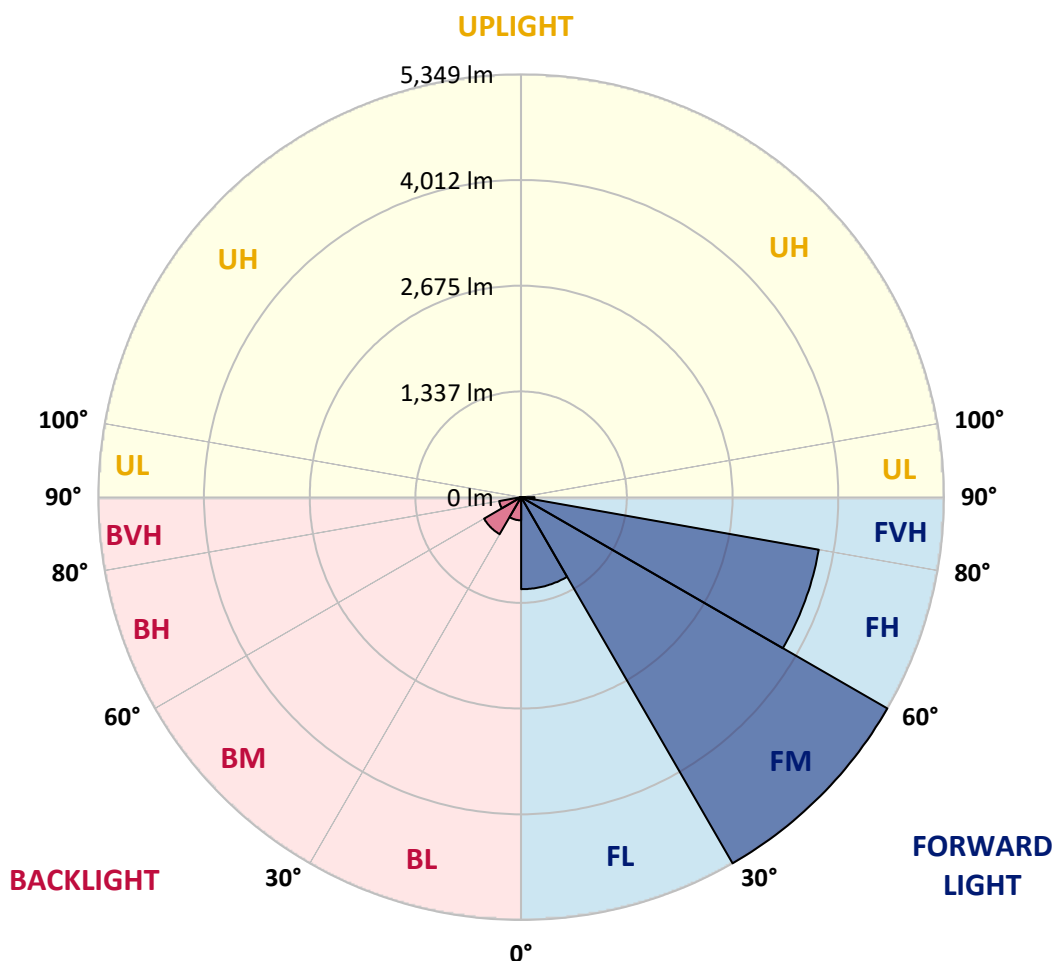
CATALOG NUMBER: MEM2-HTN-SA-130-830-U-T3-HSS

LUMINAIRE CLASSIFICATION SYSTEM LUMEN TABLE AND BUG RATING:

Zone		Lumens	% Fixture	Zone Rating/Lumen Limit		
				B	U	G
FL	(0°-30°)	1164.6	10.0			
FM	(30°-60°)	5349.1	46.0			
FH	(60°-80°)	3823.4	32.9			G2/5000
FVH	(80°-90°)	168.8	1.5			G2/225
BL	(0°-30°)	293.1	2.5	B1/500		
BM	(30°-60°)	541.7	4.7	B1/1000		
BH	(60°-80°)	282.1	2.4	B1/500		G1/500
BVH	(80°-90°)	15.8	0.1			G1/100
UL	(90°-100°)	0.0	0.0		U0/0	
UH	(100°-180°)	0.0	0.0		U0/0	

BUG Rating: B1-U0-G2

Type III Short





REPORT NUMBER: P870018

CATALOG NUMBER: MEM2-HTN-SA-130-830-U-T3-HSS

CANDELA DISTRIBUTION (FULL):

	0°	5°	15°	25°	35°	45°	55°	64°	65°	75°	85°
0°	1438.2	1438.2	1438.2	1438.2	1438.2	1438.2	1438.2	1438.2	1438.2	1438.2	1438.2
2.5°	1680.6	1667.3	1677.3	1654.1	1627.5	1607.6	1567.7	1534.5	1531.2	1498.0	1461.4
5°	2002.8	1959.6	1962.9	1916.4	1860.0	1800.2	1737.1	1654.1	1654.1	1574.3	1491.3
7.5°	2291.8	2285.1	2255.2	2182.2	2115.7	2022.7	1906.5	1800.2	1776.9	1654.1	1524.5
10°	2570.8	2560.8	2534.2	2477.8	2364.8	2261.9	2115.7	1956.3	1926.4	1750.4	1564.4
12.5°	2793.3	2796.6	2766.7	2720.2	2620.6	2497.7	2305.0	2105.8	2079.2	1843.4	1604.2
15°	2989.3	2985.9	2979.3	2939.4	2843.1	2730.2	2504.3	2271.8	2228.7	1943.0	1644.1
17.5°	3138.7	3132.1	3118.8	3085.6	3039.1	2929.5	2713.6	2447.9	2411.3	2059.3	1690.6
20°	3181.9	3178.6	3178.6	3201.8	3181.9	3115.5	2922.8	2630.5	2590.7	2182.2	1753.7
22.5°	3261.6	3258.3	3255.0	3278.2	3291.5	3284.9	3118.8	2816.5	2780.0	2325.0	1833.4
25°	3364.6	3357.9	3348.0	3371.2	3387.8	3427.7	3314.8	3035.8	2992.6	2491.0	1913.1
27.5°	3500.8	3507.4	3494.1	3490.8	3490.8	3514.0	3487.5	3231.7	3191.9	2650.5	2006.1
30°	3680.1	3690.1	3666.8	3650.2	3620.3	3617.0	3623.6	3450.9	3394.5	2823.2	2102.4
32.5°	3856.1	3866.1	3852.8	3829.6	3753.2	3723.3	3749.9	3636.9	3600.4	3012.5	2225.3
35°	3999.0	4022.2	4022.2	3975.7	3869.4	3852.8	3896.0	3819.6	3793.0	3235.0	2371.5
37.5°	4191.6	4204.9	4191.6	4105.2	3972.4	3992.3	4058.7	4012.2	3995.6	3474.2	2544.2
40°	4603.5	4620.1	4533.7	4327.8	4115.2	4138.5	4254.7	4228.1	4201.6	3710.0	2703.6
42.5°	5178.1	5138.2	5121.6	4663.2	4334.4	4321.1	4467.3	4430.7	4427.4	3949.1	2849.8
45°	5556.7	5570.0	5486.9	5051.8	4796.1	4547.0	4703.1	4689.8	4663.2	4191.6	3025.8
47.5°	5819.1	5789.2	5583.3	5374.0	5423.8	4842.6	4965.5	4998.7	4982.1	4467.3	3241.7
50°	5928.7	5898.8	5762.6	5623.1	5682.9	5181.4	5234.5	5344.1	5327.5	4746.3	3424.4
52.5°	5792.5	5756.0	5765.9	5802.5	5772.6	5447.1	5566.7	5739.4	5719.4	5071.8	3636.9
55°	4925.6	5022.0	5393.9	5765.9	5756.0	5649.7	5922.1	6174.5	6134.6	5410.6	3819.6
57.5°	3972.4	4025.5	4497.2	5503.6	5702.8	5819.1	6327.3	6639.5	6626.2	5749.3	3985.7
60°	3158.6	3215.1	3573.8	4958.8	5579.9	5995.1	6742.4	7154.3	7141.0	6091.4	4105.2
62.5°	2511.0	2511.0	2829.8	4175.0	5344.1	6098.1	7071.3	7672.4	7649.2	6367.1	4135.1
65°	1806.8	1830.1	2069.2	3357.9	4962.2	6071.5	7230.7	8041.1	8027.8	6523.2	4072.0
67.5°	1335.2	1361.8	1521.2	2517.6	4397.5	5805.8	7084.5	8124.1	8130.8	6526.5	3866.1
70°	1042.9	1049.6	1169.1	1750.4	3603.7	5214.6	6536.5	7848.5	7848.5	6363.8	3560.5
72.5°	793.8	800.5	903.4	1192.4	2653.8	4311.2	5716.1	7117.8	7167.6	5932.0	3108.8
75°	614.5	627.7	697.5	856.9	1664.0	3065.6	4696.5	5829.1	5965.2	5095.0	2560.8
77.5°	475.0	488.2	544.7	627.7	969.8	1889.9	3301.5	4357.7	4480.6	4012.2	1976.2
80°	382.0	388.6	425.1	471.6	587.9	973.2	2016.1	2863.0	2899.6	2726.9	1308.6
82.5°	176.0	189.3	229.2	259.1	292.3	451.7	860.2	1059.5	1106.0	1082.8	538.1
85°	19.9	19.9	23.2	26.6	29.9	46.5	59.8	53.1	53.1	63.1	56.5
87.5°	0.0	0.0	0.0	3.3	6.6	6.6	10.0	10.0	10.0	10.0	10.0
90°	0.0	0.0	0.0	0.0	0.0	0.0	0.0	0.0	0.0	0.0	0.0



REPORT NUMBER: P870018

CATALOG NUMBER: MEM2-HTN-SA-130-830-U-T3-HSS

CANDELA DISTRIBUTION (continued):

	90°	95°	105°	115°	125°	135°	145°	155°	165°	175°	180°
0°	1438.2	1438.2	1438.2	1438.2	1438.2	1438.2	1438.2	1438.2	1438.2	1438.2	1438.2
2.5°	1441.5	1418.2	1375.1	1338.5	1305.3	1272.1	1255.5	1215.6	1205.7	1212.3	1189.1
5°	1448.1	1401.6	1312.0	1228.9	1159.2	1092.7	1036.3	976.5	963.2	943.3	933.3
7.5°	1458.1	1388.3	1248.8	1119.3	1013.0	916.7	847.0	800.5	763.9	754.0	750.6
10°	1471.4	1371.7	1179.1	1016.3	870.2	770.6	707.5	674.2	661.0	651.0	654.3
12.5°	1481.3	1355.1	1112.7	900.1	757.3	667.6	637.7	611.1	604.5	601.2	601.2
15°	1494.6	1338.5	1033.0	797.1	661.0	607.8	577.9	568.0	568.0	564.6	564.6
17.5°	1511.2	1325.2	966.5	717.4	604.5	554.7	541.4	528.1	528.1	528.1	524.8
20°	1544.4	1318.6	906.7	651.0	554.7	521.5	501.5	491.6	488.2	484.9	484.9
22.5°	1577.7	1318.6	840.3	601.2	521.5	484.9	465.0	455.0	451.7	451.7	451.7
25°	1624.2	1315.3	787.2	558.0	491.6	448.4	428.5	418.5	411.9	411.9	408.5
27.5°	1677.3	1315.3	740.7	524.8	458.4	415.2	391.9	382.0	372.0	372.0	368.7
30°	1730.4	1321.9	700.8	498.2	425.1	385.3	355.4	342.1	335.5	332.1	332.1
32.5°	1800.2	1341.8	674.2	478.3	395.2	355.4	325.5	312.2	305.6	302.2	302.2
35°	1906.5	1391.7	677.6	468.3	375.3	328.8	298.9	282.3	279.0	279.0	275.7
37.5°	2019.4	1438.2	687.5	461.7	355.4	308.9	279.0	262.4	259.1	259.1	259.1
40°	2115.7	1478.0	700.8	458.4	338.8	289.0	262.4	249.1	242.5	242.5	242.5
42.5°	2212.1	1501.3	704.1	448.4	328.8	272.4	249.1	235.8	229.2	232.5	232.5
45°	2308.4	1517.9	694.2	435.1	318.9	259.1	235.8	222.5	215.9	215.9	215.9
47.5°	2424.6	1554.4	677.6	415.2	312.2	249.1	222.5	209.2	205.9	205.9	205.9
50°	2540.9	1584.3	664.3	391.9	295.6	235.8	212.6	196.0	192.6	192.6	192.6
52.5°	2637.2	1597.6	647.7	362.0	279.0	222.5	199.3	182.7	176.0	176.0	176.0
55°	2710.3	1600.9	624.4	338.8	255.7	209.2	186.0	169.4	162.7	159.4	159.4
57.5°	2770.0	1597.6	601.2	315.5	235.8	192.6	169.4	156.1	146.1	142.8	142.8
60°	2803.3	1587.6	568.0	285.6	209.2	176.0	156.1	139.5	132.9	129.5	129.5
62.5°	2783.3	1561.1	521.5	239.1	189.3	159.4	142.8	129.5	119.6	116.2	116.2
65°	2690.3	1507.9	461.7	196.0	169.4	142.8	129.5	116.2	103.0	99.6	99.6
67.5°	2527.6	1418.2	382.0	166.1	156.1	129.5	116.2	103.0	93.0	86.4	86.4
70°	2301.7	1298.7	298.9	142.8	139.5	119.6	106.3	93.0	83.0	76.4	76.4
72.5°	1979.6	1102.7	222.5	122.9	122.9	109.6	96.3	86.4	76.4	69.7	69.7
75°	1600.9	833.7	169.4	112.9	109.6	99.6	86.4	76.4	69.7	63.1	63.1
77.5°	1169.1	554.7	139.5	103.0	103.0	89.7	79.7	69.7	63.1	59.8	59.8
80°	710.8	318.9	99.6	79.7	79.7	76.4	66.4	59.8	56.5	49.8	46.5
82.5°	289.0	122.9	53.1	39.9	39.9	36.5	23.2	19.9	19.9	19.9	16.6
85°	29.9	19.9	13.3	10.0	10.0	10.0	6.6	6.6	6.6	6.6	6.6
87.5°	10.0	10.0	6.6	6.6	6.6	6.6	3.3	3.3	3.3	3.3	3.3
90°	0.0	0.0	0.0	0.0	0.0	0.0	0.0	0.0	0.0	0.0	0.0

LM-79-2019: Approved Method: Electrical and Photometric Measurements of Solid-
State Lighting Products

Report Prepared for

Cooper Lighting Solutions

Streetworks

Report Number: SP1-2407-157-7

Test Date: 09/05/2024

Luminaire Tested: MEM2-HTN-SA-30-830-U-5WQ

Data in this report applies to families of products including MEM2-HTN-SA-30-830-U-5WQ

Test Information

Test Method: LM-79-2019
 Report Number: SP1-2407-157-7
 Test Lab: COOPER LIGHTING SOLUTIONS
 Photometer: SP1 - 76IN SPHERE
 Measurement Geometry: 4π
 Issue Date: 09/05/2024
 Manufacturer: COOPER LIGHTING SOLUTIONS
 Product Line: Streetworks
 Catalog Number: **MEM2-HTN-SA-30-830-U-5WQ**
 Description: Epic Modern Light Square 30W 5WQ Optic

Spectral Parameters

CCT (K): 3126
 CIE u': 0.2465
 CIE v': 0.5182
 Duv: -0.0004
 CIE x: 0.4277
 CIE y: 0.3997
 CIE z: 0.1727
 Peak Wavelength (nm): 601
 Dominant Wavelength (nm): 582
 Purity: 48.31913
 Rf: 84.4
 Rg: 94.7

CRI (Ra):	82.6		
R1:	81.4	R9:	5.1
R2:	92.2	R10:	82.2
R3:	94.9	R11:	79.8
R4:	80.1	R12:	70.4
R5:	81.8	R13:	84.2
R6:	90.5	R14:	97.9
R7:	81.8	R15:	73.6
R8:	58.0		



Test Conditions

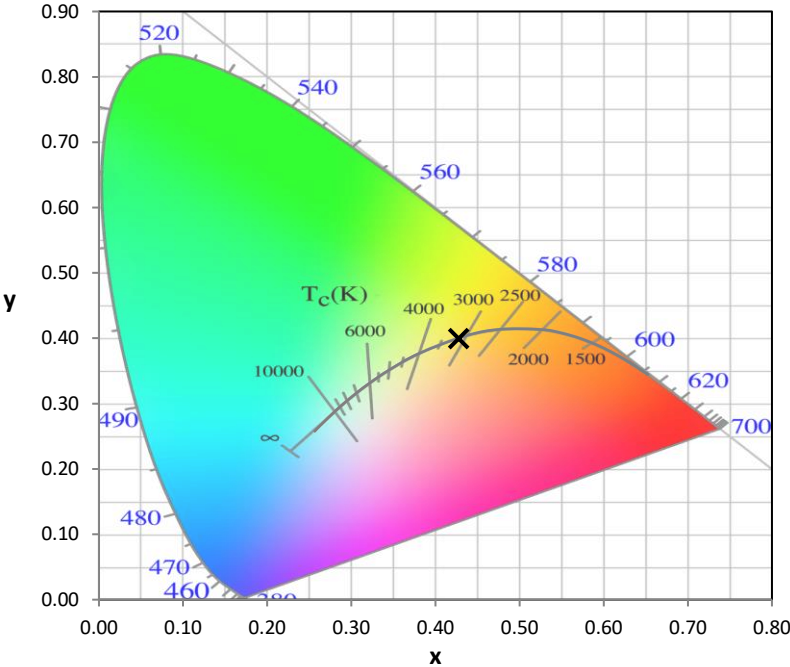
Stabilization Time: 22M
 Operation Time: 1H 22M
 Sphere Temperature (°C): 24.3

REPORT NUMBER: SP1-2407-157-7

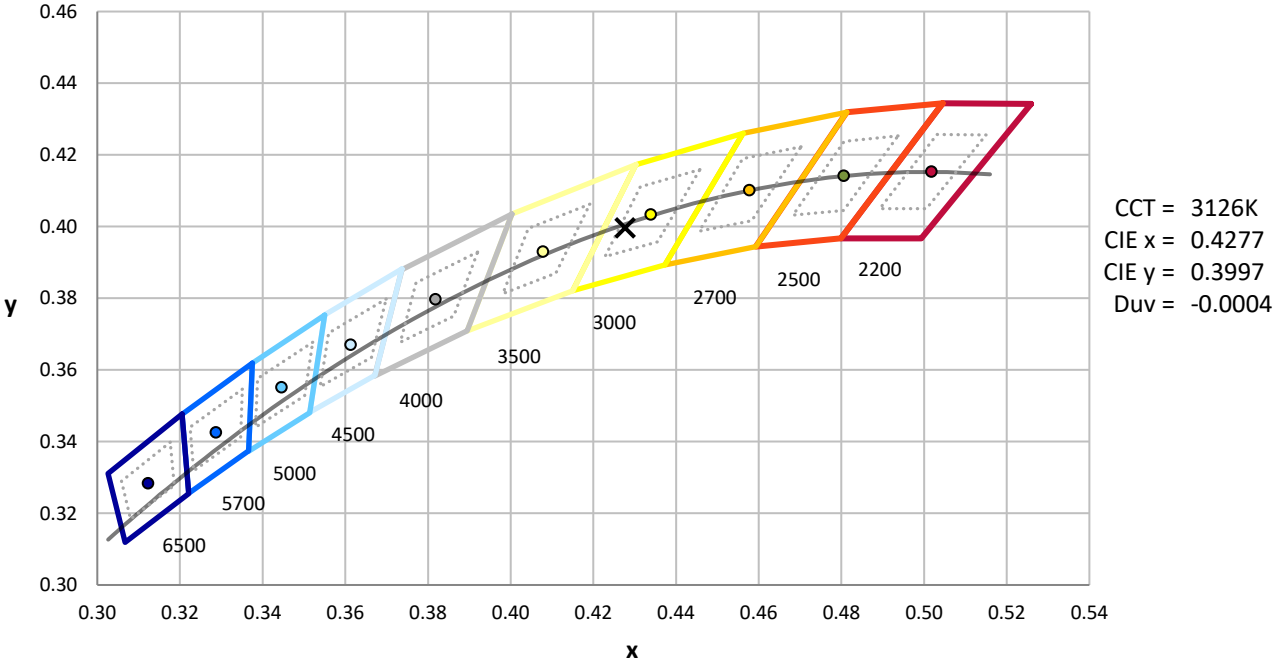
Measurement and Test Equipment			
Instrument	Identification Number	Calibration Date	Calibration Due Date
Photometer	IN0058	6/18/2024	12/18/2024
Power Meter	INXT2011004	2/8/2024	2/8/2025
AC Power Source	IN0063	10/24/2023	10/24/2024
DC Power Source	IN0208	10/24/2023	10/24/2024
Sphere Thermometer	IN0085	10/24/2023	10/24/2024
Room Thermometer	IN0046	10/24/2023	10/24/2024

REPORT NUMBER: SP1-2407-157-7

CIE 1931 Chromaticity Diagram



CIE 1931 Chromaticity Diagram with 2017 ANSI 7-Step and 4-Step Quadrangles

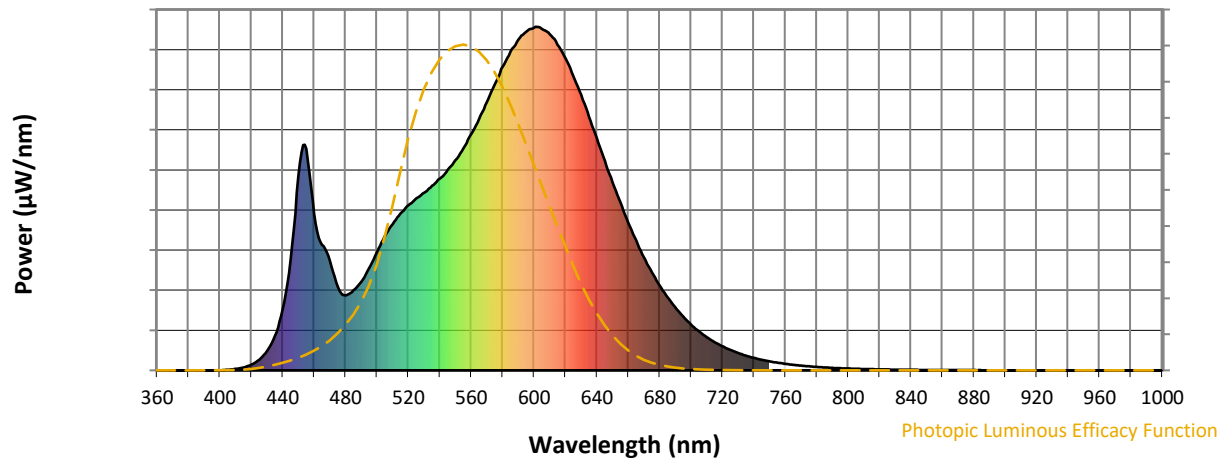


CCT = 3126K
 CIE x = 0.4277
 CIE y = 0.3997
 Duv = -0.0004

Point lies inside the ANSI 3000K 4-step quadrangle

REPORT NUMBER: SP1-2407-157-7

Photopic Flux vs. Wavelength

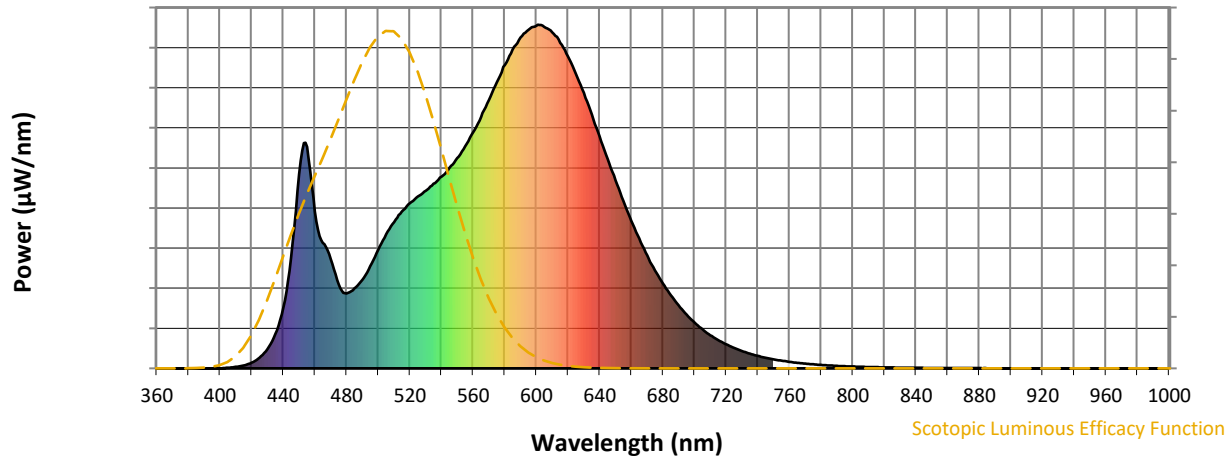


Photopic Lumens: NR

λ (nm)	Power W [^] /nm	Lumens (ϕ /nm)	λ (nm)	Power W [^] /nm	Lumens (ϕ /nm)	λ (nm)	Power W [^] /nm	Lumens (ϕ /nm)	λ (nm)	Power W [^] /nm	Lumens (ϕ /nm)	λ (nm)	Power W [^] /nm	Lumens (ϕ /nm)
360	0	NR	490	258	NR	620	908	NR	750	26	NR	880	1	NR
365	0	NR	495	297	NR	625	857	NR	755	22	NR	885	0	NR
370	0	NR	500	345	NR	630	801	NR	760	19	NR	890	0	NR
375	0	NR	505	391	NR	635	738	NR	765	16	NR	895	0	NR
380	0	NR	510	426	NR	640	675	NR	770	14	NR	900	0	NR
385	0	NR	515	456	NR	645	610	NR	775	12	NR	905	0	NR
390	0	NR	520	480	NR	650	547	NR	780	10	NR	910	0	NR
395	0	NR	525	500	NR	655	488	NR	785	9	NR	915	0	NR
400	0	NR	530	517	NR	660	429	NR	790	7	NR	920	0	NR
405	2	NR	535	538	NR	665	378	NR	795	6	NR	925	0	NR
410	4	NR	540	558	NR	670	328	NR	800	5	NR	930	0	NR
415	9	NR	545	584	NR	675	285	NR	805	5	NR	935	0	NR
420	16	NR	550	611	NR	680	247	NR	810	4	NR	940	0	NR
425	31	NR	555	646	NR	685	212	NR	815	3	NR	945	0	NR
430	56	NR	560	687	NR	690	183	NR	820	3	NR	950	0	NR
435	101	NR	565	731	NR	695	156	NR	825	3	NR	955	0	NR
440	178	NR	570	780	NR	700	133	NR	830	2	NR	960	0	NR
445	323	NR	575	832	NR	705	114	NR	835	2	NR	965	0	NR
450	566	NR	580	883	NR	710	96	NR	840	2	NR	970	0	NR
455	645	NR	585	927	NR	715	82	NR	845	1	NR	975	0	NR
460	457	NR	590	963	NR	720	70	NR	850	1	NR	980	0	NR
465	365	NR	595	985	NR	725	59	NR	855	1	NR	985	0	NR
470	317	NR	600	998	NR	730	50	NR	860	1	NR	990	0	NR
475	244	NR	605	994	NR	735	43	NR	865	1	NR	995	0	NR
480	218	NR	610	978	NR	740	36	NR	870	1	NR	1000	0	NR
485	233	NR	615	947	NR	745	31	NR	875	1	NR			

REPORT NUMBER: SP1-2407-157-7

Scotopic Flux vs. Wavelength



Scotopic Lumens: NR

S/P: 1.42

λ (nm)	Power W [^] /nm	Lumens (ϕ /nm)	λ (nm)	Power W [^] /nm	Lumens (ϕ /nm)	λ (nm)	Power W [^] /nm	Lumens (ϕ /nm)	λ (nm)	Power W [^] /nm	Lumens (ϕ /nm)	λ (nm)	Power W [^] /nm	Lumens (ϕ /nm)
360	0	NR	490	258	NR	620	908	NR	750	26	NR	880	1	NR
365	0	NR	495	297	NR	625	857	NR	755	22	NR	885	0	NR
370	0	NR	500	345	NR	630	801	NR	760	19	NR	890	0	NR
375	0	NR	505	391	NR	635	738	NR	765	16	NR	895	0	NR
380	0	NR	510	426	NR	640	675	NR	770	14	NR	900	0	NR
385	0	NR	515	456	NR	645	610	NR	775	12	NR	905	0	NR
390	0	NR	520	480	NR	650	547	NR	780	10	NR	910	0	NR
395	0	NR	525	500	NR	655	488	NR	785	9	NR	915	0	NR
400	0	NR	530	517	NR	660	429	NR	790	7	NR	920	0	NR
405	2	NR	535	538	NR	665	378	NR	795	6	NR	925	0	NR
410	4	NR	540	558	NR	670	328	NR	800	5	NR	930	0	NR
415	9	NR	545	584	NR	675	285	NR	805	5	NR	935	0	NR
420	16	NR	550	611	NR	680	247	NR	810	4	NR	940	0	NR
425	31	NR	555	646	NR	685	212	NR	815	3	NR	945	0	NR
430	56	NR	560	687	NR	690	183	NR	820	3	NR	950	0	NR
435	101	NR	565	731	NR	695	156	NR	825	3	NR	955	0	NR
440	178	NR	570	780	NR	700	133	NR	830	2	NR	960	0	NR
445	323	NR	575	832	NR	705	114	NR	835	2	NR	965	0	NR
450	566	NR	580	883	NR	710	96	NR	840	2	NR	970	0	NR
455	645	NR	585	927	NR	715	82	NR	845	1	NR	975	0	NR
460	457	NR	590	963	NR	720	70	NR	850	1	NR	980	0	NR
465	365	NR	595	985	NR	725	59	NR	855	1	NR	985	0	NR
470	317	NR	600	998	NR	730	50	NR	860	1	NR	990	0	NR
475	244	NR	605	994	NR	735	43	NR	865	1	NR	995	0	NR
480	218	NR	610	978	NR	740	36	NR	870	1	NR	1000	0	NR
485	233	NR	615	947	NR	745	31	NR	875	1	NR			

REPORT NUMBER: SP1-2407-157-7

Melanopic Flux vs. Wavelength



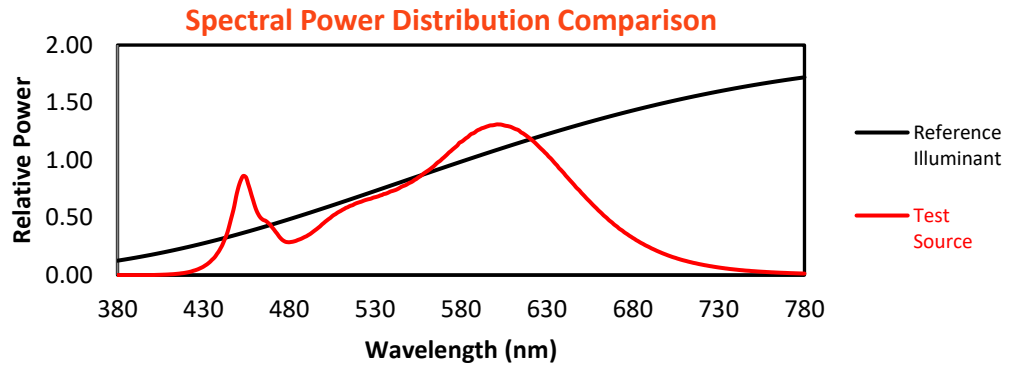
Melanopic Lumens: NR

M/P: 2.79

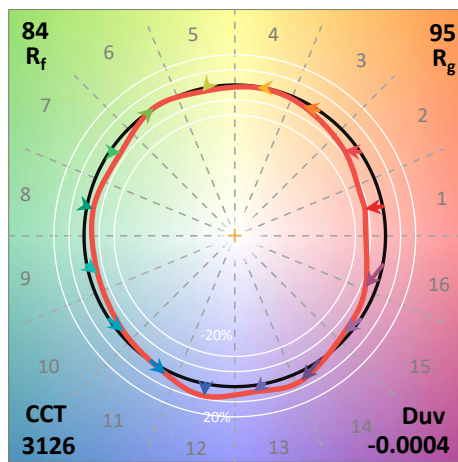
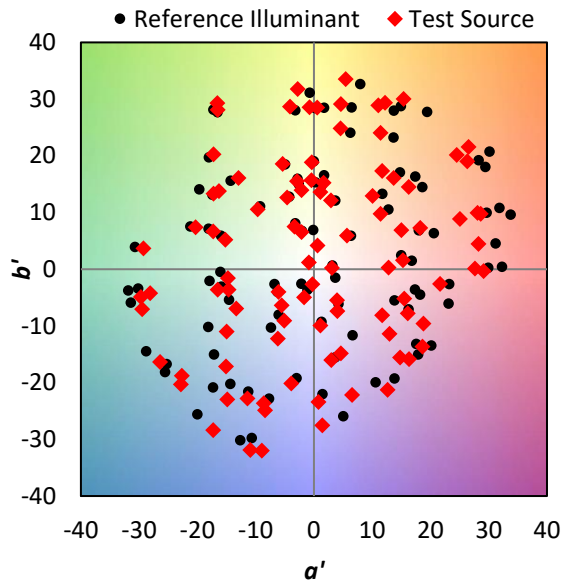
λ (nm)	Power W [^] /nm	Lumens (φ/nm)	λ (nm)	Power W [^] /nm	Lumens (φ/nm)	λ (nm)	Power W [^] /nm	Lumens (φ/nm)	λ (nm)	Power W [^] /nm	Lumens (φ/nm)	λ (nm)	Power W [^] /nm	Lumens (φ/nm)
360	0	NR	490	258	NR	620	908	NR	750	26	NR	880	1	NR
365	0	NR	495	297	NR	625	857	NR	755	22	NR	885	0	NR
370	0	NR	500	345	NR	630	801	NR	760	19	NR	890	0	NR
375	0	NR	505	391	NR	635	738	NR	765	16	NR	895	0	NR
380	0	NR	510	426	NR	640	675	NR	770	14	NR	900	0	NR
385	0	NR	515	456	NR	645	610	NR	775	12	NR	905	0	NR
390	0	NR	520	480	NR	650	547	NR	780	10	NR	910	0	NR
395	0	NR	525	500	NR	655	488	NR	785	9	NR	915	0	NR
400	0	NR	530	517	NR	660	429	NR	790	7	NR	920	0	NR
405	2	NR	535	538	NR	665	378	NR	795	6	NR	925	0	NR
410	4	NR	540	558	NR	670	328	NR	800	5	NR	930	0	NR
415	9	NR	545	584	NR	675	285	NR	805	5	NR	935	0	NR
420	16	NR	550	611	NR	680	247	NR	810	4	NR	940	0	NR
425	31	NR	555	646	NR	685	212	NR	815	3	NR	945	0	NR
430	56	NR	560	687	NR	690	183	NR	820	3	NR	950	0	NR
435	101	NR	565	731	NR	695	156	NR	825	3	NR	955	0	NR
440	178	NR	570	780	NR	700	133	NR	830	2	NR	960	0	NR
445	323	NR	575	832	NR	705	114	NR	835	2	NR	965	0	NR
450	566	NR	580	883	NR	710	96	NR	840	2	NR	970	0	NR
455	645	NR	585	927	NR	715	82	NR	845	1	NR	975	0	NR
460	457	NR	590	963	NR	720	70	NR	850	1	NR	980	0	NR
465	365	NR	595	985	NR	725	59	NR	855	1	NR	985	0	NR
470	317	NR	600	998	NR	730	50	NR	860	1	NR	990	0	NR
475	244	NR	605	994	NR	735	43	NR	865	1	NR	995	0	NR
480	218	NR	610	978	NR	740	36	NR	870	1	NR	1000	0	NR
485	233	NR	615	947	NR	745	31	NR	875	1	NR			

Summary

$R_f = 84.4$
 $R_g = 94.7$
 $CIE R_a = 82.6$
 $R_9 = 5.1$



Color Vector Graphics

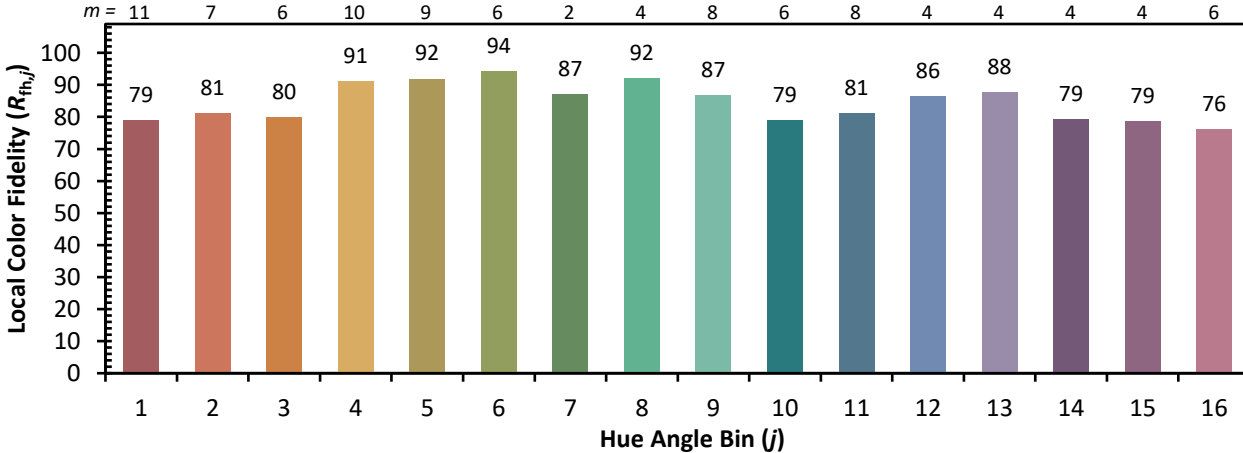


Individual Sample Fidelity Index ($R_{f,i}$)

CES01 = 86	CES26 = 86	CES51 = 93	CES76 = 82
CES02 = 63	CES27 = 92	CES52 = 93	CES77 = 84
CES03 = 31	CES28 = 94	CES53 = 89	CES78 = 81
CES04 = 70	CES29 = 92	CES54 = 89	CES79 = 90
CES05 = 49	CES30 = 91	CES55 = 86	CES80 = 89
CES06 = 51	CES31 = 93	CES56 = 85	CES81 = 72
CES07 = 42	CES32 = 85	CES57 = 83	CES82 = 95
CES08 = 41	CES33 = 97	CES58 = 84	CES83 = 94
CES09 = 29	CES34 = 92	CES59 = 91	CES84 = 91
CES10 = 76	CES35 = 96	CES60 = 90	CES85 = 74
CES11 = 59	CES36 = 81	CES61 = 87	CES86 = 68
CES12 = 65	CES37 = 96	CES62 = 83	CES87 = 84
CES13 = 43	CES38 = 86	CES63 = 87	CES88 = 88
CES14 = 74	CES39 = 98	CES64 = 79	CES89 = 75
CES15 = 71	CES40 = 96	CES65 = 78	CES90 = 89
CES16 = 47	CES41 = 96	CES66 = 77	CES91 = 73
CES17 = 50	CES42 = 97	CES67 = 76	CES92 = 63
CES18 = 56	CES43 = 91	CES68 = 80	CES93 = 77
CES19 = 72	CES44 = 99	CES69 = 85	CES94 = 61
CES20 = 66	CES45 = 93	CES70 = 78	CES95 = 73
CES21 = 87	CES46 = 90	CES71 = 74	CES96 = 84
CES22 = 79	CES47 = 94	CES72 = 91	CES97 = 88
CES23 = 92	CES48 = 83	CES73 = 74	CES98 = 85
CES24 = 91	CES49 = 91	CES74 = 90	CES99 = 76
CES25 = 72	CES50 = 93	CES75 = 78	



Color Rendition by Hue-Angle Bin



Measure Comparisons



(END OF REPORT)